




Risk Assessment

Event		Dee Autumn Head of the River (DAH)			Date:		29th Oct'16										
Author		Event Rowing Safety Advisor Colin Davies			Rev:		1										
No:	Hazard	Reduce probability a Hazard causing a Hazardous Event		Reduce the Severity of Harm		Harm	Severity (1-5)	Probability (A-E)	Level of Risk (L/M/S)	Action Owners							
		Barriers	Action to maintain barriers	Hazardous Event	Controls					Action to maintain controls	Event Committee	Event RSA	Umpires & Marshalls	Control Commissions	other		
Water																	
1	Boats afloat for practice	Crews are discouraged from practicing outside of the controlled event. Coaches and crews must attend the Safety Briefing and Traffic Circulation plan before going afloat for practice or racing.	Prepare and provide safety briefing and inform coaches and crews that they must read the Competitors Instructions and Safety Plan	Capsize or sinking during practice	Safety plan to discourage crews from practicing	Send Safety plans to clubs and instruct them to inform their crews. Display safety plan.	Cold water immersion leading to mild hypothermia	2	C	Low	X						
			Send Competitors Instructions to all entries		Safety plan and instructions to competitors advise crews that they must not go afloat unless there is a safety/rescue boat on the course.	Brief Landing Stage Marshalls					X						
2					A fully equipped rescue launch manned by lifesavers is also in attendance at all times as well as the Rowing Club safety launch. Both safety launches are in 2-way radio contact at all times.	Ensure that there is sufficient safety cover. Check equipment prior to use.					X						
3					Crews' life jackets checked by Umpires prior to going afloat to race. Particular attention paid to "front loader" boats.	Ensure that Umpires and Marshalls checking equipment have instructions and a checklist					X	X	X				
4	Boats afloat for racing	Coaches and crews must have attended the Safety Briefing and Traffic Circulation plan before going afloat for practice or racing.	Prepare and provide safety briefing and inform coaches and crews that they must read the Competitors Instructions and Safety Plan	Capsize or sinking during a race	Race Umpires will be placed in launches at appropriate places along the race course and marshalling areas	Ensure that there are sufficient Umpire's launches and that drivers are appropriately briefed.	Cold water immersion leading to mild hypothermia	2	C	Low	X		X				
5			Send Competitors Instructions to all entries		A fully equipped rescue launch manned by lifesavers is also in attendance at all times.	Ensure that there is sufficient safety cover. Check equipment prior to use.					X						
					Random Safety Checks to be completed on boats	Ensure that Umpires and Marshalls checking equipment have instructions and a checklist					X						
					Crews' life jackets checked by Umpires prior to going afloat to race. Particular attention paid to "front loader" boats.	Ensure that Umpires and Marshalls checking equipment have instructions and a checklist					X	X					
6	High Tide	Avoid tidal times where possible, remove debris and inspect the course	Review the tide on the previous day. Monitor for low barometric pressure, stream and prevailing wind conditions.	Travelling across the weir, crashing into landing stages, with other boats and capsizing	Cancel the event or division or reduce the entry to larger boats if necessary, if the tide is likely to come above the tow path.	Ensure the Chief Umpire is consulted and made aware of the situation	Cold water immersion leading to mild hypothermia	4	B	Moderate	X	X		X			
					Cheshire West and Chester Council remove debris from the river	Contact the Council or engage a contractor if necessary to remove hazardous debris or material	Damage to equipment and personal injury				X						
	Heron Bridge (Tight Bend for eight)	Produce a suitable Draw. Fastest crews start first, breaks between divisions	Advise Coaches and Competitors during the Safety Brief	Congestion and collision with the river bank.	Locate an umpire and marshal on the bend. Feedback via VHF to Starter from the Heron Bridge Umpire	Discuss the draw with the Start Umpire.	Damage to equipment and personal injury	2	C	Low	X	X	X				
	Weir	Three Cardinal Buoys Flashing Lights	Advise Coaches and Competitors during the Safety Brief	Boats getting caught or travelling over the weir.	Locate a Finish Marshal directing boats away from the weir	Finish Marshalls to control the traffic	Damage to equipment and personal injury	4	B	Moderate	X				X		
					Locate a Marshal on the Suspension Bridge						X						
Weather																	
1	Sudden bad weather causing un favourable and/or dangerous conditions (wind against stream or tide)	Any umpire or other key race official will stop racing. Any crews on the water will be moved into the most protected area and sheltered back to the landing stages by umpire launches and rescue boats.	Ensure that Marshalls, Umpires, Coaches and crews are adequately briefed.	Boats capsize or are swamped	A fully equipped rescue launch manned by lifesavers is also in attendance at all times as well as the Rowing Club launch. Both launches are in 2-way radio contact at all times.	Ensure that there is sufficient safety cover. Check equipment prior to use, especially radio communication.	Cold water immersion leading to mild hypothermia	3	C	Moderate	X	X	X	X			
2					Crews' life jackets checked by Umpires prior to going afloat to race. Particular attention paid to "front loader" boats (unlikely to be many of these at this regatta).	Ensure that Umpires/Marshalls checking equipment have instructions and a checklist							X				
3	Possibility of electrical storm	Provisions laid down in the document "Developing an action plan for risk from lightning" available from British Rowing to be followed.	Ensure that Marshalls, Umpires, Coaches and crews are adequately briefed.	Rower or official struck by lightning	Provisions for first aid, medical treatment, and casualty evacuation to hospital.	Ensure that first aiders, etc., are competent and properly equipped.	Electrical burns, shock	3	B	Low	X	X	X	X			
4		"Suspension and resumption of racing should follow the 30/30 rule: racing should stop when the flash-to-hearing count is 30 seconds, and should not resume until 30 minutes after the last lightning."	Any variation from 30/30 rule to be agreed unanimously by Event Chairman, Safety Adviser, Starter, Race Committee Chairman and all members of Race Committee.								X	X					
5		All crews to leave the water immediately, instructions from Safety Adviser or Race Committee Chairman using radios in rescue boats and in umpire launches. Transport to be available to move rowers from the bank to areas of safety.	Ensure that Marshalls, Umpires, Coaches and crews are adequately briefed.								X						
Other water users																	

Risk Assessment

Event		Dee Autumn Head of the River (DAH)			Date:		29th Oct'16										
Author		Event Rowing Safety Advisor Colin Davies			Rev:		1										
																	
No.	Hazard	Reduce probability a Hazard causing a Hazardous Event		Hazardous Event	Reduce the Severity of Harm		Harm	Severity (1-5)	Probability (A-E)	Level of Risk (L/M/S/I)	Action Owners						
		Barriers	Action to maintain barriers		Controls	Action to maintain controls					Event Committee	Event RSA	Umpires & Marshalls	Control Commissions	other		
1	Many Boats on the water	Marshalls with megaphones and 2-way radios located at key points of the course to be vigilant for potential collisions and to take actions to minimize any collisions.	Ensure that Marshalls are properly equipped and briefed	Collision	Bow balls, heel restraints and buoyancy compartment aids may be inspected by Umpires prior to going afloat to race.	Include in briefing for Control Commission		2	C	Low	X	X					
			Provide a competitors and Coxes Briefing for all divisions		Remind other clubs on the river of the event details, provide information if requested.						X						
	Chester River Boat Cruises	Agreement to use the non-racing line for the River Cruises during racing.	Place a Marshall on board with the helmsman	Collision	Ensure the Marshall has a megaphone and VHF radio	Check radio transmission with Marshall	Potential for major injury and cold water immersion leading to mild hypothermia	3	D	Substantial	X	X					
		Coaches and crews must have read the Safety Briefing and circulation plan before going afloat for practice or racing.			Brief Coxes, on the course	Any recent hazards should be included in the brief.											
	Moorings	Coaches and crews must have read the Safety Briefing and circulation plan before going afloat for practice or racing.	Ensure Umpires and Marshalls are suitably briefed	Collision	Although not on the racing line, Finish Umpire and Marshalls to divert crews away from the hazards	Ensure Marshalls have forms of communication, megaphones	Potential for major injury and cold water immersion leading to mild hypothermia	3	C	Moderate							
					Marshalls on the Suspension Bridge and Launch to direct crews away from the Moorings												
2		No warming up or practice starts are allowed in the marshaling areas both start and finish.	Ensure that this is included in the information and briefing to coaches and crews under competitors instructions.		Competitors and coaches are responsible for ensuring that their boats are safe and are prepared to the required standards at all times including practice.	Include in information to Clubs					X	X					
3		No crews are allowed on to the race line unless for a race itself.	Ensure that this is included in the information and briefing to coaches and crews.								X						
4		Warning notices displayed for pleasure craft at each end of the regatta course, requesting craft to travel at very slow speed.	Ensure that notice is displayed.								X						
5	Racing	In accordance with British Rowing's rules of racing.	Include this fact in information for competitors	Collision between 2 racing crews during a race	If a clash becomes serious and is likely to damage equipment or phones, the umpire should stop the race.	Ensure that Umpires are properly equipped and briefed	Damage to equipment. Potential for minor injury and cold water immersion leading to mild hypothermia	3	B	Low	X						
7				Injury of athlete during a race (e.g. hit by blade as a result of a crab, hit by another boat in a collision, etc.)	Umpire contacts Race Control, who summons lifeguards and safety boat to assist and alerts Medical Officer and First Aid by radio.	Ensure that Umpires and Race Control are properly equipped and briefed					X						
Local Environment																	
1	Overhanging trees downwind of the route to the start	Warn crews and scullers to avoid trees and not to rest upwind of the trees	Include in briefing to competitors and marshalls	Crews or scullers blown into the overhanging trees	Assist with safety launch	Ensure that there is sufficient safety cover. Check equipment prior to use.	Rowers entangled in tree (minor inconvenience, no damage)	1	C	Low	X						
Going afloat and landing																	
1	Congestion in the boating area	Spread the landing stages between the clubs and provide two landing stages near the Band Stand/Groves.	Marshalls with launches on start and finish to manage traffic. All marshalls to wear Hi Viz vests.	Collision in boating area	If rescue is required, this will be coordinated by Regatta Control (located in the GRC boathouse) in the area between finish as the Traffic Management Zone	Ensure that Marshalls are properly equipped (throw lines, etc.) and adequately briefed.	Minor injury or Cold water immersion leading to mild hypothermia	2	C	Low	X						
			Traffic Management System to be included in the Safety Plan to Coaches and Competitors		Ensure all boats are moored on the start or return to landing stages against the stream	Avoid Tidal Water					X	X					
handling boats on land																	
1	Boats being moved in the presence of pedestrians and cyclists	Cyclists are unlikely to be able to cycle at speed in the congested areas	Include in briefing to competitors and marshalls, close Souler's Lane	Collision of boat or cyclist with pedestrian.	Marshall contacts Race Control, who summons safety Medical Officer and First Aid by radio.	Umpires and Marshalls are briefed. Ensure that first aiders, etc., are competent and properly equipped. Check that radio work properly and that users are competent to use them. Use St John's Ambulance personnel where	Slight physical injury	2	C	Low	X						
Faulty, incorrectly set and poorly maintained equipment																	
1	Failure of Umpire's launch	All engines serviced prior to event. Race will continue, umpire has full sight of the course from the start line and can use megaphone to control most of the race. Finish judges to take control over last 150m.	Ensure there's adequate fuel and VHF radio to contact control center	Umpire's launch breaks down during a race	Any available umpires launch in the vicinity will take over the race.	Ensure that launch drivers and Umpires are appropriately briefed.		2	B	Low	X		X	X			
					Umpire will radio to Race Control to advise of problem. Race control to summon rescue launch to retrieve the broken-down launch and recover to the boat house for repair	Ensure that communications are effective.					X		X	X			

Risk Assessment

Event		Dee Autumn Head of the River (DAH)				Date:	29th Oct'16								
Author		Event Rowing Safety Advisor Colin Davies				Rev:	1								
No:	Hazard	Reduce probability a Hazard causing a Hazardous Event		Hazardous Event	Reduce the Severity of Harm		Harm	Severity (1-5)	Probability (A-E)	Level of Risk (L/M/S/I)	Action Owners				
		Barriers	Action to maintain barriers		Controls	Action to maintain controls					Event Committee	Event RSA	Umpires & Marshals	Control Commissions	other
2	Failure of Safety Launch	Check the service history of the Safety Launch(s)	Ensure there's adequate fuel and VHF radio to contact control center	Safety launch breaks down during the event	Any available umpires launch in the vicinity will take over as safety launch, until such time as another safety launch can be re-cased.	Ensure that launch drivers and Umpires are appropriately briefed.		2	B	Low	X	X	X	X	
					Umpire or Safety Launch driver will radio to Race Control to advise of problem; Race control to summon a rescue launch to retrieve the broken-down launch and recover to the boat house for repair.	Ensure that communications are effective.					X		X	X	
Pre-existing health conditions and low levels of fitness															
1	Pre-existing health conditions			Collapse of athlete on landing stages (e.g., asthma attack or serious fall)	Umpire contacts Race Control, who summons lifeguards and safety boat to assist and alerts Medical Officer and First Aid by radio.	Umpires and Marshals are briefed. Ensure that first aiders, etc., are competent and properly equipped. Check that radios work properly and that users are competent to use them. Use St John's Ambulance personnel where possible.	Serious health implications for competitor	3	B	Low	X				
2				Collapse of athlete during a race (e.g., asthma attack)	Umpire contacts Race Control, who summons lifeguards and safety boat to assist and alerts Medical Officer and First Aid by radio.	Umpires and Marshals are briefed. Ensure that first aiders, etc., are competent and properly equipped. Check that radios work properly and that users are competent to use them. Use St John's Ambulance personnel where possible.	Serious health implications for competitor	3	C	Moderate	X				
Other															
1	Use of balcony			Drinking glass dropped from balcony onto spectator	Mar staff to inform a representative of the Organising Committee of any unruly behavior and request any trouble makers (if necessary) to leave the balcony.	Ensure that caterers are adequately briefed	Minor injury and wetting	2	C	Low	X				
2	Use of towpath by cyclists and pedestrians	Cycling is not permitted in the spectators' area.	Ensure that Marshals, coaches and crews are adequately briefed	Collision involving cyclists and pedestrians on the towpath	Provisions for first aid, medical treatment, and casualty evacuation to hospital.	Ensure that first aiders, etc., are competent and properly equipped. Check that radios work properly and that users are competent to use them.	Minor injury to spectators and cyclists	2	B	Low	X				
3	Trailer park, loading/unloading, maneuvering and assembling boats, near cars and pedestrians	Direct trailers to Souter's Lane	Work with Cheshire West and Chester Council to close Souter's Lane to the Public.	Collision in the Trailer Area	Provisions for first aid, medical treatment, and casualty evacuation to hospital.	Ensure that first aiders, etc., are competent and properly equipped. Check that radios work properly and that users are competent to use them. Use St John's Ambulance personnel where possible.	Traffic congestion, damage to vehicles and minor injury to pedestrians	4	C	Substantial	X				
			Inform Businesses of the event so they can advise customers of the limited access		Road Closures and safety signs	Trailer Marshal to monitor traffic, Marshal needed at the top of Dee Lane to direct traffic.					X	X			
4	Car Park /boats @ GRC	Restricted Access to Car Park	Car Park Attendant needed, to control access	Little space to maneuver boats	Provide a Relief Rota	Maintain high visibility and retain space for moving boats, only slow official cars.	Damage to vehicles and boats	2	C	Low	X				